






















































LEGEND

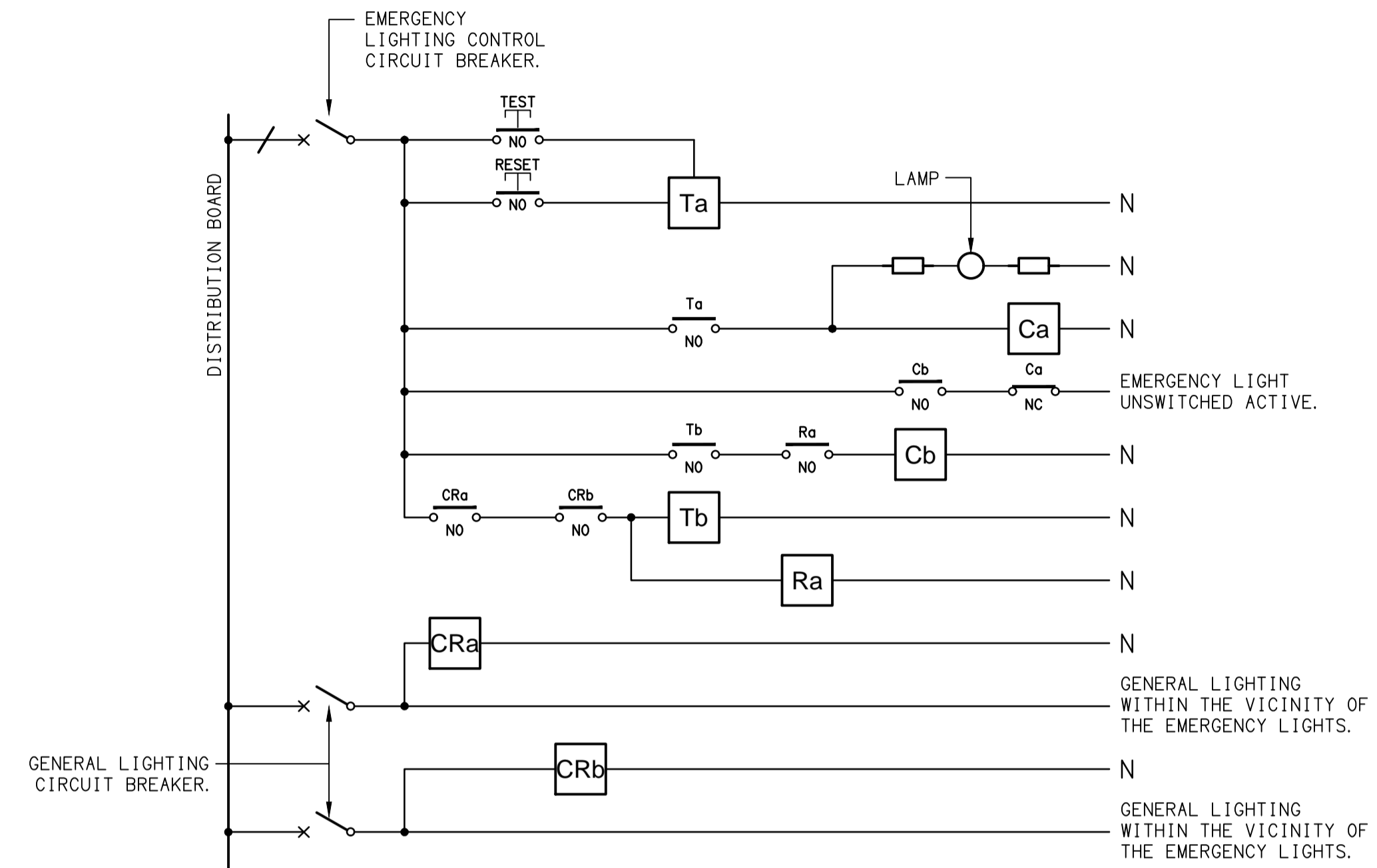
-  ELECTRICAL SERVICES SWITCHBOARD.
-  SWITCHBOARD / CONTROL PANEL NOT PROVIDED AS PART OF THE ELECTRICAL SUBCONTRACT.
-  SINGLE POWER OUTLET.
-  DOUBLE POWER OUTLET.
-  DOUBLE POWER OUTLET C/W USB CHARGING PORTS
-  GAMING / TAB OUTLET BY GAMING ELECTRICIAN.
-  SIGNAGE CONNECTION.
-  SINGLE PHASE ISOLATOR.
-  THREE PHASE ISOLATOR.
-  CONDUIT ROUTE.
-  ELECTRICAL FLOOR BOX, TYPE AS NOTED.
-  LED SCREEN AV POWER CONNECTION.
-  LIGHTING CONTROL SWITCHPANEL, TYPE x.
-  ONE-WAY LIGHT SWITCH.
-  CIRCUIT LINE.
-  SWITCH LINE.
-  POWER CIRCUIT DESIGNATION. DENOTES DB AND CIRCUIT.
-  LIGHTING CONTROL CHANNEL REFERENCE.
-  ELECTRICAL EQUIPMENT AS NOTED.
-  REFER TO DETAIL NOTED FOR THE AREA SHOWN HATCHED. ADDITIONAL OUTLETS & FITTINGS MAY BE SHOWN ON DETAIL.
-  Sx: LED JOINERY / CEILING STRIP LIGHT, TYPE AS NOTED.
-  E1: GENERAL CEILING RECESSED LED EMERGENCY LIGHT, WHITE.
-  E2: GENERAL CEILING RECESSED LED EMERGENCY LIGHT, BLACK.
-  E3: GENERAL SURFACE MOUNT LED EMERGENCY LIGHT, WHITE.
-  E4: EMERGENCY LED EXIT LIGHT, BLACK.
-  EX: EMERGENCY LED EXIT LIGHT, BLACK.
-  PD01: DECORATIVE SUSPENDED PENDANT.
-  PD02: DECORATIVE SUSPENDED PENDANT.
-  PD03: DECORATIVE SUSPENDED PENDANT.
-  PD04: DECORATIVE SUSPENDED PENDANT.
-  PD05: DECORATIVE SUSPENDED PENDANT.
-  PD06: POOL TABLE LIGHT.
-  TL01: SURFACE TRACK LIGHTS, BLACK.
-  WLE: EXISTING WALL LIGHT TO BE RETAINED.
-  WL01: DECORATIVE WALL LIGHT.
-  WL02: DECORATIVE WALL LIGHT.
-  WL03: DECORATIVE WALL LIGHT.
-  WL04: DECORATIVE WALL LIGHT.
-  WL10: EXISTING WALL LIGHT REPLACED WITH UP / DOWN LIGHT.
- WL11: DECORATIVE WALL LIGHT.
- WL12: DECORATIVE WALL LIGHT.

LEGEND

-  RD01: RECESSED DOWNLIGHT, BLACK.
-  RD02: RECESSED DOWNLIGHT, WHITE.
-  RD03: RECESSED DOWNLIGHT, BLACK.
-  RD04: RECESSED DOWNLIGHT, WHITE.
-  RD05: KIDS ROOM RECESSED DOWNLIGHT, WHITE.
-  RD06: RECESSED 15W DOWNLIGHT, WHITE.
-  BL01: TREE BUD LIGHTING.
-  G1: GAMING MACHINE BASE KICK LED STRIP LIGHT.
-  FS01: FESTOON LIGHTS FIXED TO STAINLESS STEEL WIRE SUPPORT.
-  GL01: INGROUND UPLIGHT.
-  HL01: NO LONGER REQUIRED.
-  SL01: EXISTING SPOT LIGHT TO BE REMOVED.
-  L1: EXISTING RECESSED DOWNLIGHT.
-  L2: EXISTING PENDANT.

EQUIPMENT:

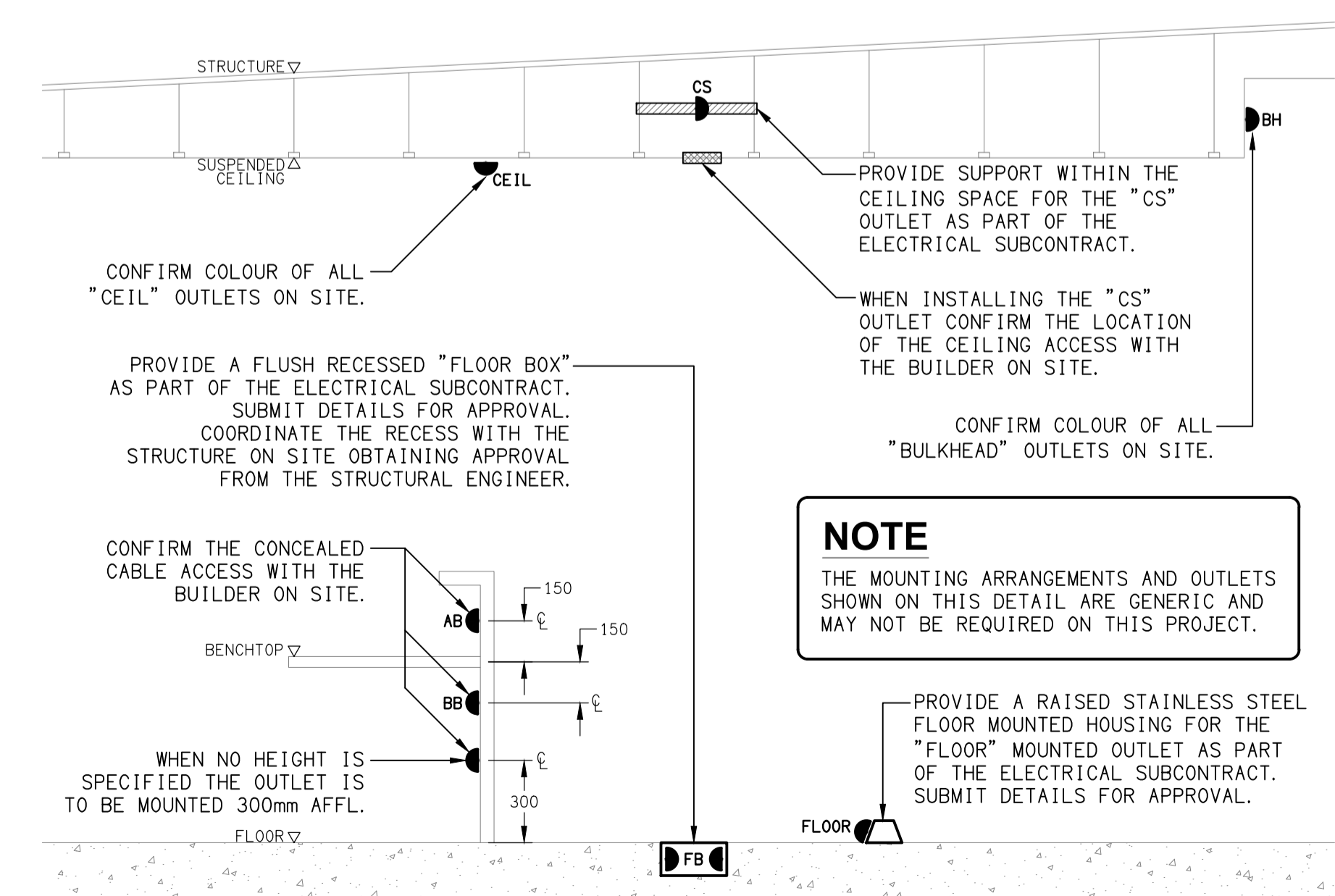
- TEST – TEST PUSH BUTTON MOUNTED ON THE DISTRIBUTION BOARD ESCUTCHEON.
- RESET – RESET PUSH BUTTON MOUNTED ON THE DISTRIBUTION BOARD ESCUTCHEON.
- LAMP – AMBER TEST INDICATING LAMP MOUNTED ON THE DISTRIBUTION BOARD ESCUTCHEON.
- Ta – ADJUSTABLE 0-3 HOUR TIMED RELAY.
- Tb – 15 MINUTE RUN-ON TIMER TO OPERATE UPON THE RETURN OF MAINS POWER.
- Cx – CONTACTOR x.
- CRx – CONTROL RELAY x.
- Rx – RELAY x.



NOTES

1. THE EMERGENCY LIGHT UNSWITCHED ACTIVE / GENERAL LIGHTING SWITCHED ACTIVE CIRCUIT ARRANGEMENT AND CONTROL IS TYPICAL FOR ALL CIRCUITS SUPPLYING EMERGENCY LIGHTS.
2. PROVIDE ADDITIONAL CONTROL RELAYS (CRx) CONFIGURED AS PER CRa AND CRb FOR ALL ADDITIONAL LIGHTING CIRCUITS THAT SUPPLY LIGHTS IN THE VICINITY OF THE EMERGENCY LIGHTS.

**SCHEMATIC
EMERGENCY LIGHTING
NOT TO SCALE**



**DETAIL
TYPICAL OUTLET MOUNTINGS
NOT TO SCALE**

THE COPYRIGHT OF THIS DRAWING REMAINS THE PROPERTY OF THE ELECTRICAL DESIGN GROUP.
USE FIGURED DIMENSIONS IN PREFERENCE TO SCALE.
ALL DIMENSIONS TO BE VERIFIED ONSITE.

F	CONSTRUCTION	27/04/2026
REV:	DESCRIPTION:	DATE:

ELECTRICAL DESIGN GROUP
ELECTRICAL BUILDING SERVICES CONSULTANTS

BRISBANE: P.O. Box 15 Sherwood Qld 4075
Phone: (07) 3278 4375
Email: brisbane@edg.net.au
Web: www.edg.net.au

ELECTRICAL DESIGN GROUP BRISBANE PTY LTD
ACN 092 710 793

JIMBOOMBA TAVERN

SITE ADDRESS:
CORNER MT LINDESAY HIGHWAY & CUSACKS LANE, JIMBOOMBA

SCALE: NOT TO SCALE SHEET SIZE: AT A1

**ELECTRICAL SERVICES
LEGEND & DETAILS**

PROJECT NO:	DRAWING NO:	REVISION:
-------------	-------------	-----------

C3630a E01 F